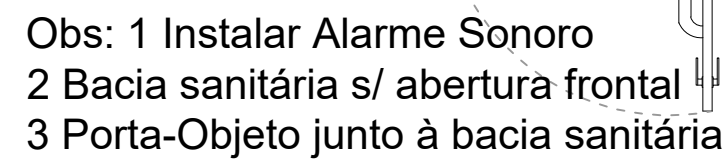
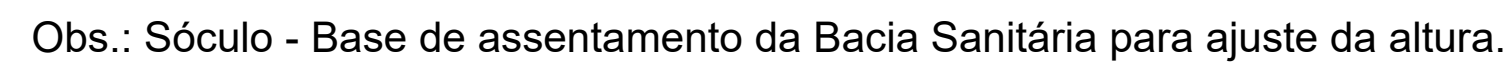


A) SANITÁRIO ACESSÍVEL



A) BACIA CONVENCIONAL OU BACIA SUSPensa



Technical drawings of a toilet installation showing side and front views with dimensions.

Side View (Left):

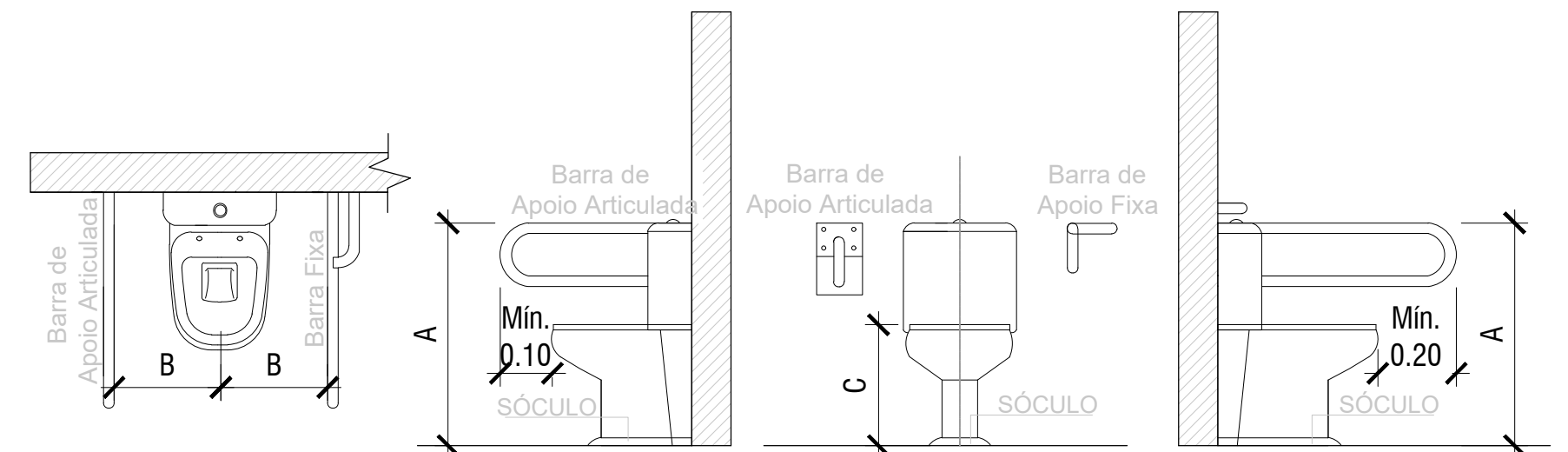
- B:** Distance from the wall to the center of the toilet bowl.
- C:** Total height from the floor to the top of the toilet tank.
- Min. 0.04:** Minimum clearance between the toilet tank and the wall.

Front View (Right):

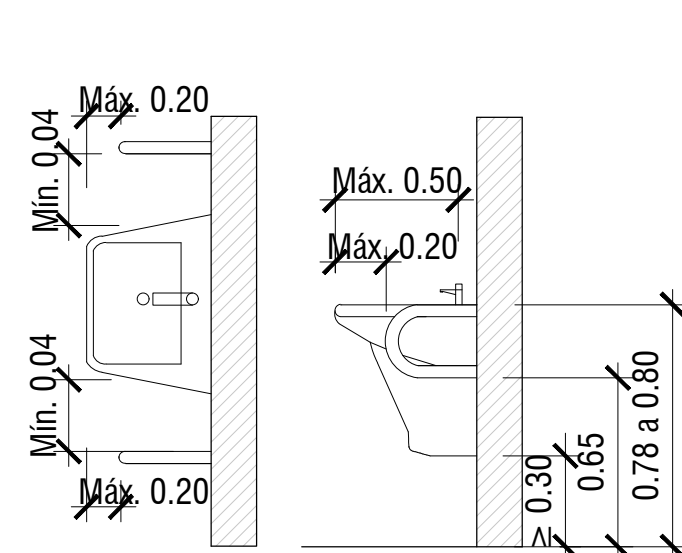
- A1:** Total height from the floor to the top of the toilet tank.
- Min. 0.80:** Minimum clearance from the wall to the front of the toilet tank.
- D:** Distance from the center of the toilet bowl to the front edge of the toilet tank.
- Min. 0.70:** Minimum clearance from the wall to the front edge of the toilet bowl.
- 0.10:** Minimum clearance from the wall to the side of the toilet bowl.
- .30:** Distance from the front edge of the toilet tank to the front edge of the toilet bowl.
- .50:** Distance from the front edge of the toilet bowl to the centerline.
- A:** Height from the floor to the top of the toilet bowl.

The drawings are labeled "SÓCULO" (Toilet) and "SÓCULO" (Toilet).

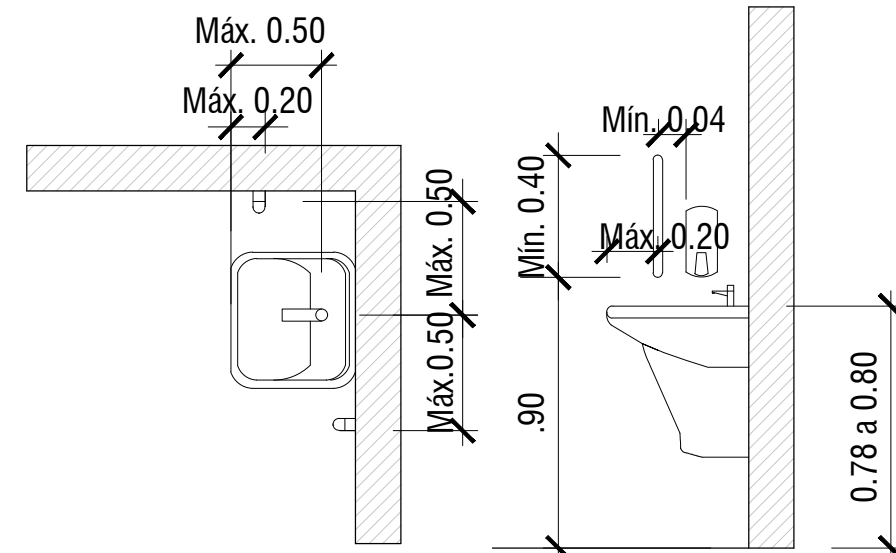
A) BACIA CONVENCIONAL OU SUSPensa COM BARRA DE APOIO RETA E BARRA LATERAL FIXA



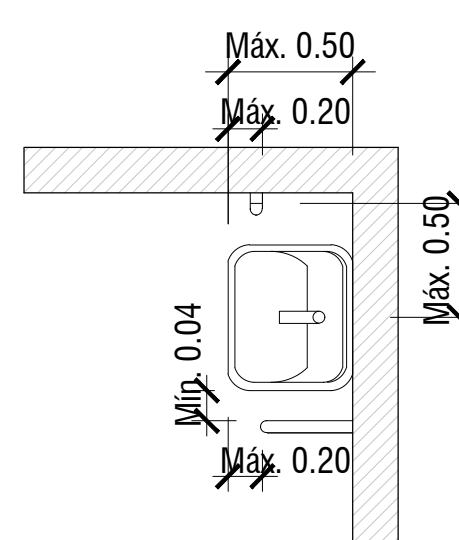
A) BARRAS HORIZONTAIS



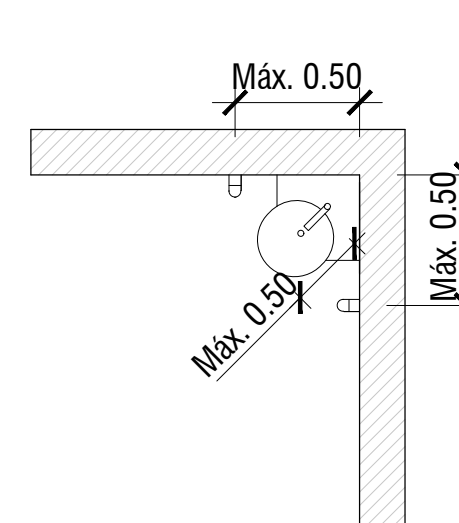
B) BARRAS VERTICAIS



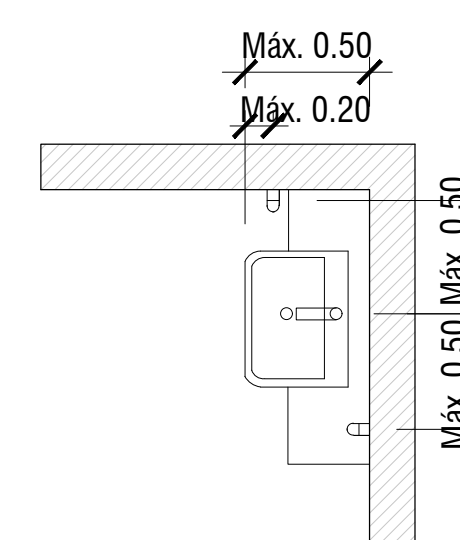
C) BARRAS HORIZONTAL E VERTICAL



D) LAVATÓRIO DE CANTO COM BARRAS VERTICAIS



E) LAVATÓRIO DE SEMIENCAIXE COM BARRAS VERTICAIS



LEGENDA		
Cotas	Adulto (m)	Infantil (m)
A	0.75	0.60
A1 Máx.	0.89	0.72
B	0.40	0.25
C*	0.46	0.36
D	0.30	0.15

*Com assento (Sem tampa)

PORTA-OBJETOS

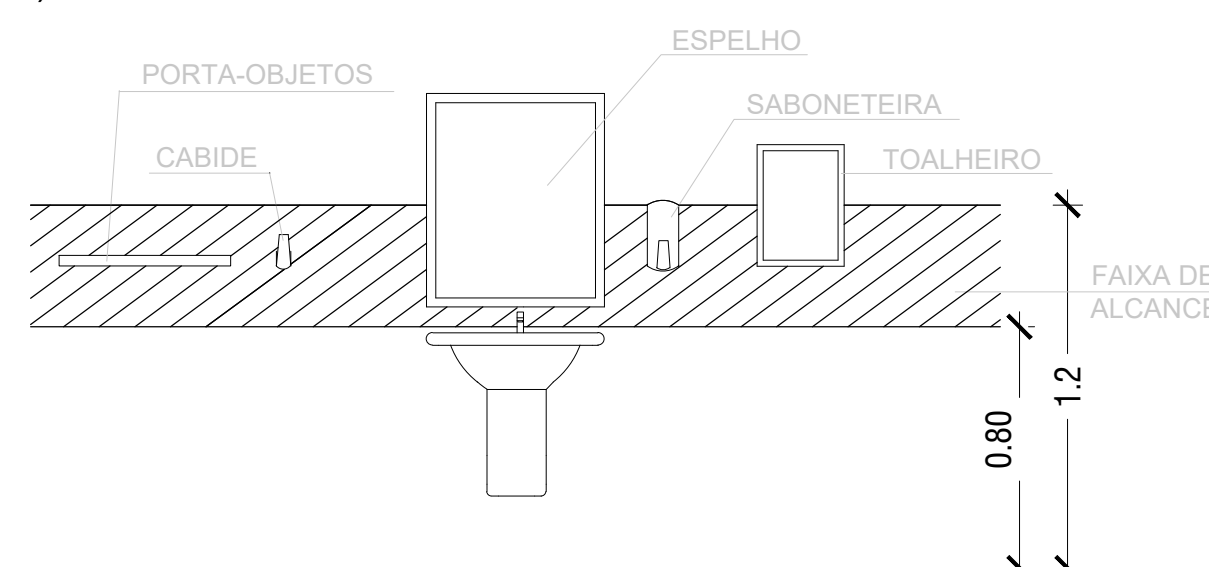
0.80

1.20

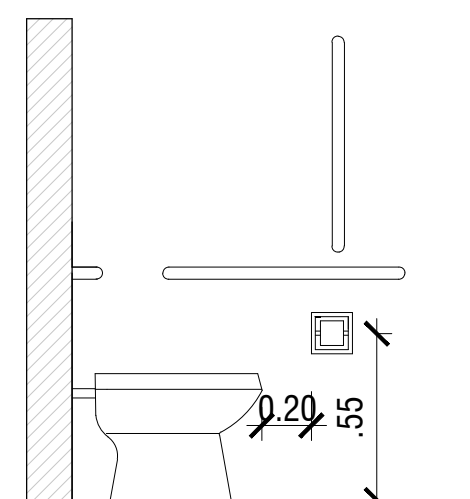
Máx. 0.25

PORTA-OBJETOS

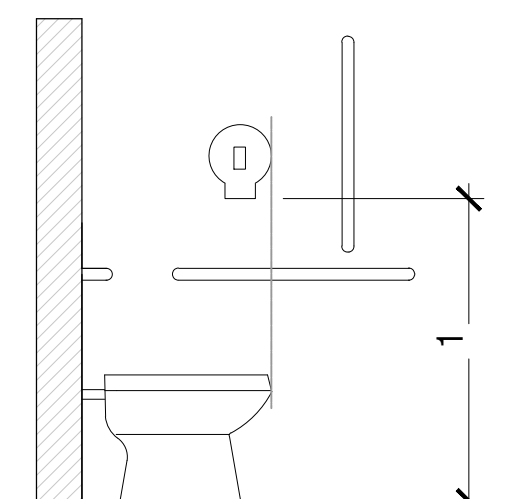
A) FAIXA DE ALCANCE JUNTO AO LAVATÓRIO



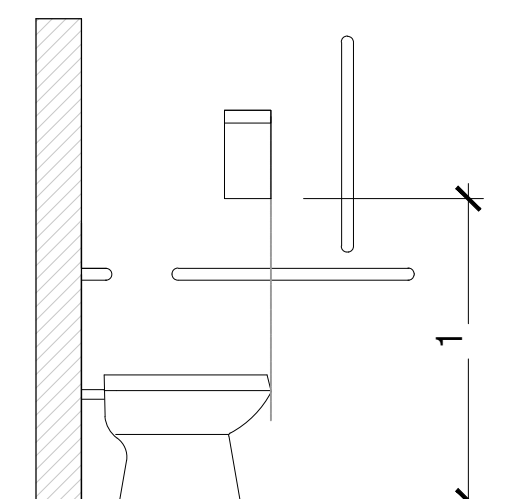
A) PAPELEIRA EMBUTIDA



B) PAPELEIRA DE SOBREPOR (ROLO)



C) PAPELEIRA DE SOBREPOR (INTERFOLHADO)



REVISÃO:	DATA:	DESCRIÇÃO:
DATA: 01/11/2022	PRANCHA: PMSG - ARQ - 24	ASSUNTO: DETALHE - ACESSIBILIDADE
ESCALA: Indicada		
 <p>PREFEITURA MUNICIPAL DE SÃO GONÇALO</p>		
SECRETARIA MUNICIPAL DE SAÚDE E DEFESA CIVIL		
PROJETO BÁSICO DE ARQUITETURA PARA CONSTRUÇÃO DO HOSPITAL MUNICIPAL DE URGENCIA E EMERGENCIA COM ESPECIALIDADES, SITUADO NA RUA SA CARVALHO ,S/N, VILA IARA - SÃO GONÇALO - RJ.		
Nº DO PROCESSO: 46299/2022		
AUTOR DO PROJETO ARQUITETÔNICO:		
SECRETARIO DE SAÚDE:		